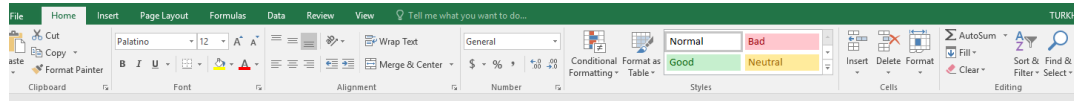
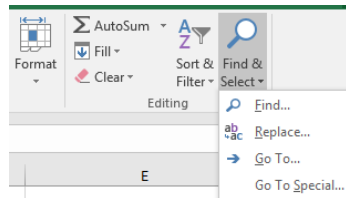


How to search for your course CNM CCN Crosswalk

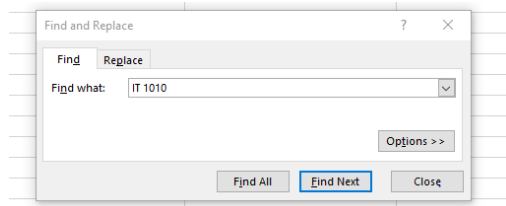
Under the Home tab, look to the far right of the ribbon and click on Find & Select



At the drop down menu click on Find



Enter the course prefix and number from a previous CNM Catalog. For example, IT 1010



Click on Find Next and your course will be highlighted in the matrix. To the right will be the new course prefix, number and title.

IT 1010	BCIS	1110	Fundamentals of Information Literacy and Systems
FIN 2210	FIN	2110	Introduction to Finance